

RAGTIME® 6



Read Me: RagTime 6.0.1

RagTime GmbH

1 WELCOME

Dear RagTime User,

We're happy to present you with RagTime 6.

We suggest you make your life easier by simply skimming through this document. If you already used earlier versions, pay attention to at least the sections concerning the new version. It won't take too long and will ensure that none of the new features slip by you unnoticed.

Your RagTime Team

CONTENTS

1	Welcome	2
2	About RagTime 6	3
2.1	What's new in Version 6.0.1?	4
3	How to Install?	5
3.1	Installation for Windows Users	5
3.2	Installation for Mac OS X Users	5
3.3	Selecting Your Preferred Localization	5
4	Authorizing RagTime 6	7
5	Software License Agreement	8
6	If you encounter problems	11
6.1	How Can I Reach You?	11
7	Requesting the Authorization Code per Letter	12

2 ABOUT RAGTIME 6

RagTime is the unique professional Business Publishing Software. RagTime combines frame oriented page layout with a powerful word processor and a sophisticated spreadsheet. The software supports pictures and creates diagrams and forms embedded in the easy-to-use layout environment. Your RagTime documents can be sent to the printer of your choice; saved as PDF's for reading or printing elsewhere; output as HTML for viewing in a web browser; or presented as an on-screen slide show. With RagTime it is easy to prepare and present information successfully. RagTime is compatible with the office world. Documents from Word and Excel can be imported, text and tables from RagTime can be saved in Word or Excel format.

With RagTime 6 we are pleased to expand upon our renowned flexible licensing. Our concurrent-use licensing simplifies management of large sites and we are proud to continue and even expand upon it by offering an unlimited site license.

We like to say you will be "simply productive" with RagTime 6.

What's new in RagTime 6?

In this, our sixth revision we have once again listened to our loyal users and introduced many innovative new features. RagTime's user interface has been further refined and is easier to use than ever. Advanced new technologies have enabled us to enhance both on-screen display and documents that are printed. The unique PDF support extends the utility of the software further.

RagTime 6 – the best RagTime of all times!

→ The following are but a few appetizers. A complete list of all changes is available on our web site: <http://www.ragtime.de>.



Reworked User Interface – The user interface of RagTime 6 has been reworked in collaboration with a renowned design firm to match the look & feel of modern operating systems.



The Foyer – The all-new Foyer provides quick access to recently opened files, your frequently used documents and stationery pads along with your important project folders. For easy recognition RagTime documents are displayed with thumbnails in the Foyer.

HTML Export – RagTime 6 converts complex documents to HTML/CSS – including text wrapping around shapes and complex tables.

Symbol Palette – The Symbol Palette allows easy access to all characters of a font. You can add frequently used characters to a favorites list and assign keyboard shortcuts to them.



Excel Export – Exporting as Excel-formatted files has been enhanced to include more colors and the Unicode character set.



Hierarchical Inventory – Inventories of complex documents can be cleaned up by grouping components into folders.

EPS Rendering – RagTime 6 creates crisp previews and perfect printouts using the vector data of EPS images.

Multilingual User Interface – By default RagTime 6 is installed with all available language versions. The user interface language can be switched as needed.



All Dictionaries Inclusive – With RagTime 6 you can check and hyphenate multilingual copy without purchasing additional dictionaries.

Font Smoothing – RagTime 6 uses current system technology to dramatically enhance readability of text on screen. Curves and other graphical elements are smoothed, too.



Transparency – RagTime 6 fully supports variable transparency for pictures, text and other elements of your documents – including printing with PostScript.



OpenType Support – RagTime 6 supports OpenType fonts besides TrueType and Type 1 fonts.



Enhanced PDF Export – Using the integrated PDF module of Mac OS X or Ghostscript under Windows you create PDF documents without the need to purchase additional software. RagTime 6 continues to support Acrobat Distiller for PDF export.



Formatting Palette – The Formatting Palette provides quick access to the most popular settings and tools for every day use.



Placing PDF – Place PDF pages in a frame with the same ease as pictures. For multi page PDF documents a preview dialog allows you to select the page to place.

Full Text Search with Windows – The Windows Search Filter integrated in RagTime 6 enables you to find RagTime documents by their contents on your hard disk.



Full Text Search with Apple Spotlight – The Spotlight adapter integrated in RagTime 6 enables you to find RagTime documents by their contents on your hard disk (needs Mac OS X 10.4 or newer).

New Manuals – The new RagTime Reference Manual (approx. 650 pages) sports the numerous changes. The RagTime Training Manual for beginners (approx. 325 pages) has been revised completely.

AutoText – Symbols, words, even whole text blocks can be inserted with AutoText using user defined abbreviations.

Guides Palette – This new palette simplifies positioning, colorizing and deleting of guides.



Windows and Mac OS – Each RagTime 6 package contains the software for Windows 2000/XP and Mac OS X. The file format is identical for both worlds, which makes data exchange very straightforward.

2.1 WHAT'S NEW IN VERSION 6.0.1?

This chapter lists changes from version 6.0 to 6.0.1.

- The overall stability of the program was improved. A detailed list of changes is available at www.ragtime-online.com/go.cgi?info=RT6ch.
- Windows and Mac OS X editions of RagTime including supplements like sample documents, on-screen documentation (Help) are shipped on a common CD in German, German (CH), French, English, and Dutch.
- Additionally to German, printed manuals are available in French, English, and Dutch.

3 HOW TO INSTALL?

RagTime 6 is shipped in several variants, for example, on a CD or DVD in a package or as a compressed archive (ZIP file for Windows users or DMG file for Mac OS X users) for download from the Internet.

Please open the appropriate media on your computer. You will find “Read me” documents and an installer package suitable to your operating system.


3.1 INSTALLATION FOR WINDOWS USERS

What Do I Need?

- RagTime 6 needs Windows 2000 or Windows XP, the latest service packs are recommended.
- You need administrator privileges during installation.

Installing RagTime 6



- 1 Please read the  Read Me .pdf document that we include with every installation package. It contains important information that will make it easier for you to work with the product.



- 2 Begin the installation process by double-clicking the installer package. The installer will then guide you through the installation step by step.

Un-Installing RagTime 6

As the administrator of the computer...

- 1 Open the Windows-CONTROL PANEL.
- 2 Double-click the ADD/REMOVE PROGRAMS icon.
- 3 Select the entry for RagTime 6 and click REMOVE.


3.2 INSTALLATION FOR MAC OS X USERS

What Do I Need?

- RagTime 6 needs Mac OS X 10.3.5, recommended is 10.3.9 or newer.
- You can only run RagTime 6 under Mac OS X. It will not work in the Classic environment or under Mac OS 9 or earlier.

Installing RagTime 6



- 1 Please read the  Read Me .pdf document that we include with every installation package. It contains important information that will make it easier for you to work with the product.




- 2 Begin the installation process by double-clicking the installer package. Mac OS X's own installer will then guide you through the installation step by step.

3.3 SELECTING YOUR PREFERRED LOCALIZATION

RagTime 6 can be run in 5 languages:

- German (de)
- German for Switzerland (de_CH)
- English (en)
- French (fr)
- Dutch (nl)

 A language will be set during the installation. You can change the language in RagTime anytime (menu EXTRAS→SETTINGS).

- ☞ Launching the application activates the language selected by the user under SYSTEM PREFERENCES | INTERNATIONAL | LANGUAGE.

4 AUTHORIZING RAGTIME 6

After the installation, your licensed copy of RagTime 6 must be authorized by entering a number. This must happen within 30 days beginning with the first launch of the program. If you do not authorize your copy within these 30 days, you cannot save documents anymore and every printed page carries a note about RagTime.

Requesting an Authorization Code

A **Shipping Number** is included with every RagTime 6 sold. In most cases, you will find this number **inside** the media container, that is, in the DVD box, for example. This number, which always begins with the letter “L”, identifies your copy and is needed to request the authorization code.

You can request and receive the authorization code around the clock via the Internet.

→ In case you don't have Internet access, you can request an authorization code by ordinary mail. We have prepared explanations and a questionnaire at the ► [end](#) [p. 12] of this document.

You can request the authorization code from within RagTime 6 in STEP 1 of the command AUTHORIZATION STATUS (☰ menu INFO, ☞ menu RAGTIME), or by visiting the Internet site <http://www.ragtime.de/Authorization>.


Several details must be provided to request the authorization code:

- The **Shipping Number** helps us to identify your copy and to know which license you bought (e.g., single or multiple users).
- Your e-mail or mail **address** so we can send the authorization code to you.

You can provide further information to help us improve RagTime 6 to better suit your needs.

Entering the Authorization Code

The authorization code will be sent to you by e-mail (or by letter, if you didn't request it via the Internet). You have to enter it in RagTime 6.

Choose the command AUTHORIZATION STATUS (☰ menu INFO, ☞ menu RAGTIME 6), and click the button  AUTHORIZE NOW in section STEP 2 of the dialog box.

⚠ Please enter the authorization code and user name (the latter only if supplied) exactly as they appear on your license certificate. Both entries (especially the user name) are extremely case-sensitive. Spaces must also be entered exactly as they appear.

5 SOFTWARE LICENSE AGREEMENT

1. Notice

Please read this license agreement carefully before installing the software. BY INSTALLING, COPYING, OR OTHERWISE USING THE SOFTWARE, YOU AGREE TO BE BOUND BY ALL OF THE TERMS AND CONDITIONS OF THE LICENSE AGREEMENT. If you do not agree to these terms we are unwilling to license the software to you, and you should not install the software. In such case, promptly return the disk package and all other material in this package along with proof of payment, to the authorized dealer from whom you obtained it for a full refund of the price you paid. If you purchase the software from an authorized dealer, please note that the dealer has authority to enter into this agreement on behalf of RagTime GmbH.

2. Ownership and License

- a. This is a license agreement and not an agreement for sale.
- b. RagTime GmbH continues to own the copy of the software contained in the package and all other copies that you are authorized by this agreement to make of the "Software".
- c. RagTime GmbH and its suppliers own all intellectual property in the Software. The Software is licensed, not sold. RagTime GmbH permits you to copy, download, install, use, or otherwise benefit from the functionality or intellectual property of the Software only in accordance with the terms of this agreement. The structure, organization and code of the Software are the valuable trade secrets and confidential information of RagTime GmbH and its suppliers. The Software is protected by law, including but not limited to the copyright laws of Germany and other countries, and by international treaty provisions. RagTime GmbH retains all rights not expressly granted to you in this agreement.

3. Permitted Software Use

You are granted the following rights to the Software:

a. Right to Install and Use

30 days test drive license: All users that have not purchased the software are entitled to use the software for a one time 30 day test drive period.

Single user license: Installation of the software is permitted on a main and a secondary computer. It is only permitted to use the software on a one computer at a time. It is denied to use the single user software concurrently on multiple computers. It is not allowed to install the software on more than two computers.

Multi user license: Customers that have purchased a multi user license are permitted to install the software on multiple computers. Concurrent use of the software is permitted up to the maximum number of software licenses purchased.

Unlimited company license: Customers owning an unlimited user company license are permitted to install and use the software on all computers within the company and in its fully owned subsidiaries. Subsidiaries working under a different name must be reported to RagTime GmbH in writing before using the software.

Using Windows Terminal Server: Installation on a Windows Terminal Server is only permitted for customers owning a multi user license or an unlimited company license. The usage of the software within a Windows Terminal Session corresponds to the usage of a regular computer. The maximum number of sessions is limited by the number of software licenses owned.

b. Right to Copy

You may copy the Software for back-up and archival purposes, provided that your backup copies are not installed or used for other than archival purposes and that your installation and use of the Software does not exceed that allowed in Clause 3.a above, and provided you reproduce our copyright notice on each copy.

c. Identity of Licensee

This license is personal to the licensee identified as the purchaser of the Software. In the case of an individual purchaser or authorized transferee, the license granted herein is for the benefit only of that individual. In the case of a corporate purchaser or authorized transferee, the license granted herein is for the benefit only of that corporation's employees and authorized agents.

4. Prohibited Use

You may not, without our written permission:

- a. Use, store, copy, modify, adapt, merge, translate, or transfer copies of the Software or documentation except as provided in this Agreement;
- b. Use any back-up or archival copies of the Software (or allow anyone else to use such copies) for any purpose other than to replace the original copy in the event it is destroyed or becomes defective;
- c. Disassemble, decompile or "unlock", reverse translate, or in any manner decode the Software for any reason except as permitted by Article 6 of the EU Software Directive (91/250/EEC); or
- d. Sublicense, lease, rent, or resell the licensed software.

5. Limited Warranty

The following limited warranties, for a period of six months from the date you acquired the Software from RagTime GmbH or an authorized dealer:

- a. Media: The disks and documentation in the package will be free from defects in materials and workmanship under normal use. If the disks or documentation fail to conform to this warranty, you may, as your sole and exclusive remedy, obtain replacement disks or documentation if you return the defective disks or documentation to RagTime GmbH with a dated proof of purchase.
- b. Software: The copy of this software in the package will materially conform to the documentation that accompanies the software when used on the recommended hardware configuration. Non-material variation will not and does not establish any warranty rights. THIS LIMITED WARRANTY DOES NOT APPLY TO SOFTWARE PROVIDED TO YOU FREE OF CHARGE, FOR EXAMPLE, UPDATES, PRE-RELEASE, TRYOUT, STARTER, PRODUCT SAMPLER AND NOT FOR RESALE (NFR) COPIES OF SOFTWARE. If the software fails to operate in accordance with this warranty, you may, as your sole and exclusive remedy, return all the software and the documentation to the authorized dealer from whom you acquired it, along with a dated proof of purchase, specifying the problem, and we will provide you either with a new version of the software or a full refund.
- c. Warranty Disclaimer: We do not warrant that this software will meet your requirements or that its operation will be uninterrupted or error-free. We exclude and expressly disclaim all express and implied warranties or conditions not stated herein.
- d. Provisos: Some member states of the European Union do not allow the exclusion of certain implied warranties or conditions, so the above exclusion may not apply to you and does not exclude any implied warranties or conditions which may not under applicable law be excluded. This limited warranty gives you specific legal rights, and is in addition to any other legal rights you may have, which vary from one Member State to another. This Agreement does not affect your statutory rights.

6. Limitation of Liability

- a. RagTime GmbH liability to you for any losses shall not exceed the amount you originally paid for the Software.
- b. In no event will RagTime GmbH be liable for any indirect or consequential damages (including loss of profit) even if we have been advised of the possibility of such damages.

7. Confidentiality

- a. The Software contains confidential information and you agree not to disclose such information to any third party other than our own employees or authorized agents without our prior consent.
- b. The obligation of confidentiality under paragraph 7.a of this clause includes any confidential information relating to the Software which is obtained by you as the result of any analysis or decompilation permitted under Article 5 (3) and 6 of the EU Software Directive (91/250/EEC).
- c. This clause shall survive the termination of this agreement.

8. Termination

- a. This license and your rights to use the Software automatically terminates if you:
 - i. fail to comply with any provisions of this agreement,
 - ii. destroy the copies of the Software in your possession or voluntarily return the Software to us.
- b. Upon termination you will destroy all copies of the software and documentation.

9. Third party license information

The Software contains third party libraries which have separate license terms. A list of all third party libraries with their license terms are listed on the RagTime GmbH web site (<http://www.ragtime.de/3rdpartylicense>).

10. Miscellaneous Provisions

- a. This Agreement will be governed by and construed in accordance with the substantive laws of the Federal Republic of Germany whose courts shall have jurisdiction over all disputes which may arise between us. Any disputes arising hereunder will be settled before a competent Düsseldorf court of law.
- b. If any part of this agreement is found void and unenforceable, it will not affect the validity of the balance of this agreement, which will remain valid and enforceable according to its terms.
- c. This is the entire agreement between us relating to the contents of the package, and supersedes any prior purchase order, communications, advertising or representations concerning the contents of the package.
- d. No change or modification of this Agreement will be valid unless it is in writing, and is signed by us.

If you have any questions about this Agreement, write to us at:

RagTime GmbH, Neustraße 69, D-40721 Hilden, Germany

6 IF YOU ENCOUNTER PROBLEMS

If you come across any bugs during using RagTime 6, we would greatly appreciate your informing us by sending an e-mail to rt6-report@ragtime.de. To enable us to reproduce, analyze and solve the problem, please provide us with a detailed description of the steps involved.

6.1 HOW CAN I REACH YOU?

RagTime GmbH
Neustraße 69
40721 Hilden
Germany

Phone: +49 (2103) 96 57-0
Fax: +49 (2103) 96 57-96
Internet: www.ragtime-online.com (English)
Internet: www.ragtime.de (German)
E-Mail: info@ragtime.de

RagTime is a registered trademark of RagTime GmbH. All other trademarks belong to their respective holders.

7 REQUESTING THE AUTHORIZATION CODE PER LETTER

If you don't have e-mail and web access, you can request authorization code for RagTime 6 per letter.

1 Print the following table and enter your data in this table. Please write legibly.

2 Send the printed and completed table to this address:

RagTime GmbH

Neustraße 69

40721 Hilden

Germany

You will get your authorization code by return of mail.

Shipping Number	L <i>You'll find the number inside the package, for details see ► Read Me.pdf [p. 7]. Requests without shipping number cannot be processed.</i>
Title	<input type="radio"/> Ms <input type="radio"/> Mr <input type="checkbox"/> Dr. <input type="checkbox"/> Prof. <input type="checkbox"/> Other:
First Name	
Surname	
Organisation	
Address	
City, State, ZIP	
Country	
Phone	
Fax	
E-Mail	
Sector	<input type="radio"/> Architecture/Civil Engineering <input type="radio"/> Automotive <input type="radio"/> Government/Public Administration <input type="radio"/> Education <input type="radio"/> Chemistry/Petrol <input type="radio"/> MIS/IT <input type="radio"/> Design/Print <input type="radio"/> Services <input type="radio"/> Energy/Utilities <input type="radio"/> Manufacturing <input type="radio"/> Finance <input type="radio"/> Health <input type="radio"/> Marketing/Sales <input type="radio"/> Law <input type="radio"/> Travel/Transport <input type="radio"/> Engineering/Science/Research <input type="radio"/> Insurance <input type="radio"/> Personal User <input type="radio"/> Student <input type="radio"/> Retired
Other	
Operating System	Windows <input type="checkbox"/> 2000 <input type="checkbox"/> XP Apple <input type="checkbox"/> Mac OS X.3 (Panther) <input type="checkbox"/> Mac OS X.4 (Tiger)
Workstations	<i>in your company or institution</i> <input type="radio"/> 1 <input type="radio"/> 2-5 <input type="radio"/> 6-20 <input type="radio"/> 21-100 <input type="radio"/> 101-500 <input type="radio"/> > 500